

Advanced SSH

Vance Kochenderfer
Western Pennsylvania Linux Users Group
July 14, 2012

Previously...

- Interactive login
 - Password authentication
 - Public key authentication
 - Host keys
- Running a single command
- Implementations
- File transfer
 - scp
 - sftp

Host Configuration Options

- Specified in `/etc/ssh/sshd_config`
- `Protocol 1|2|1,2` - SSH protocol version(s) to support (default 2)
- `PermitRootLogin value`
 - `yes` - allow any login method (default)
 - `without-password` - don't accept password auth*
 - `forced-commands-only` - pubkey w/ -O command
 - `no` - root cannot log in (use su or sudo)

*Authentication methods available are GSSAPI, host-based, **public key, challenge-response, password, and RSA** (v1)

Host Configuration Options (2)

- Why disable root password login?
 - Opportunistic password guessing targets root
 - 26% of attempts in <http://people.clarkson.edu/~owensjp/pubs/leet08.pdf>
 - 57% of attempts on WPLUG server
 - No other account gets even 5% of attempts
- Can also disable certain authentication methods for all users (bold on by default)
 - GSSAPIAuthentication (v2)
 - HostbasedAuthentication (v2)
 - **PubkeyAuthentication** (v2)
 - **ChallengeResponseAuthentication**
 - **PasswordAuthentication**
 - RhostsRSAAuthentication (v1)
 - **RSAAuthentication** (v1)

Host Configuration Options (3)

- Port *number* - port to listen on (default 22)
 - Not really a security measure
- ListenAddr *host|IP address[:port] | :port* (default all local addresses)
- Ciphers *value[,value...]* (v2)
- Match *User|Group|Host|Address value[,value...]*
 - Can set custom options when the specified conditions are met

Client Configuration Options

- Specified on command line with `-o` (e.g., `-o "PubkeyAuthentication no"`),
`~/.ssh/config`, `/etc/ssh/ssh_config`
- `Protocol`, `*Authentication`, `Port`,
`Ciphers` same as host options
 - Except that when multiple values are specified, they are tried in order (e.g., `Protocol 2,1` is different from `Protocol 1,2`)

Client Configuration Options (2)

- `ControlMaster` *yes|no|ask|auto|autoask*
 - Allows multiple ssh sessions to the same host to share a single connection
 - Also specify `ControlPath` *pathname*
 - e.g., `ControlPath ~/.ssh/master-%r@%h:%p)`
 - <http://protempore.net/~calvins/howto/ssh-connection-sharing/>

Client Configuration Options (3)

- Host *pattern*
 - Restricts following options (until another Host line is given) to hosts specified on command line matching pattern
 - Useful for making shortcuts to frequently-used hosts
 - If generic options desired, put a Host * line at end of config file followed by option specifications (remember, first value set for an option wins)

Escape Character

- Gives access to some commands while connected
- Default `~`, can be changed with `EscapeChar char` or disabled with `EscapeChar none` (or `-e`)
- **Only** treated specially immediately after a newline
- Some available commands
 - Disconnect (`.`)
 - Suspend ssh in background (Ctrl-Z)
 - Send escape character to remote system (`~`)
 - List available commands (`?`)

X Forwarding

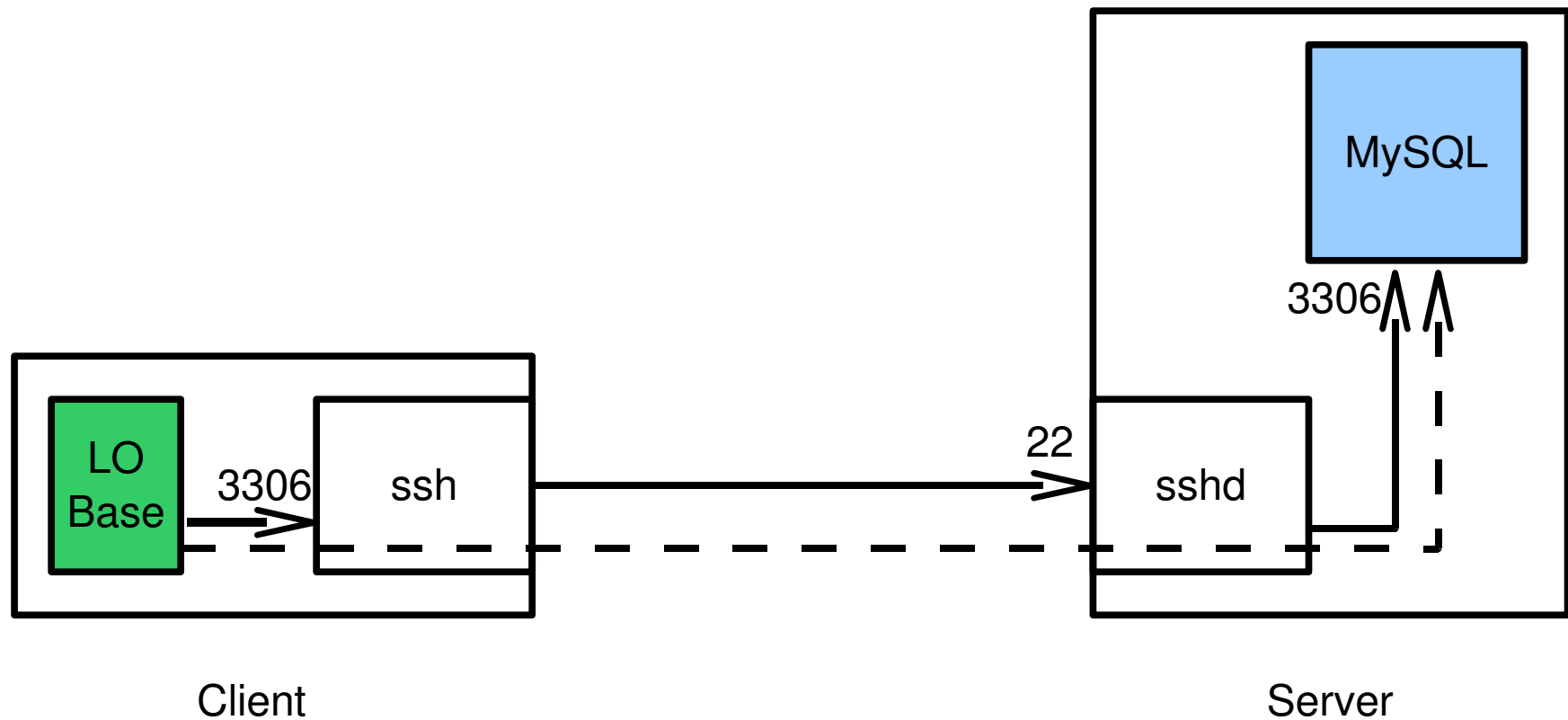
- As easy as adding `-X` to the SSH command line (or option `ForwardX11 yes`)
- Sets up fake X server on remote host which clients can connect to, `$DISPLAY` auto-set
- Using compression (`-C` or `Compression yes`) is often helpful
- X protocol not very efficient over long distances; something like NX or VNC better for frequent use

Tunneling: Local -> Remote

- `-L [bind_addr:]port:host:host_port`
 - `bind_addr` - local address to bind to (`localhost` [the default] for loopback only, `*` for all interfaces)
 - `port` - local port number to listen on
 - `host` - remote host to target (does not need to be the same machine receiving the SSH connection)
 - `host_port` - port number on remote host to target

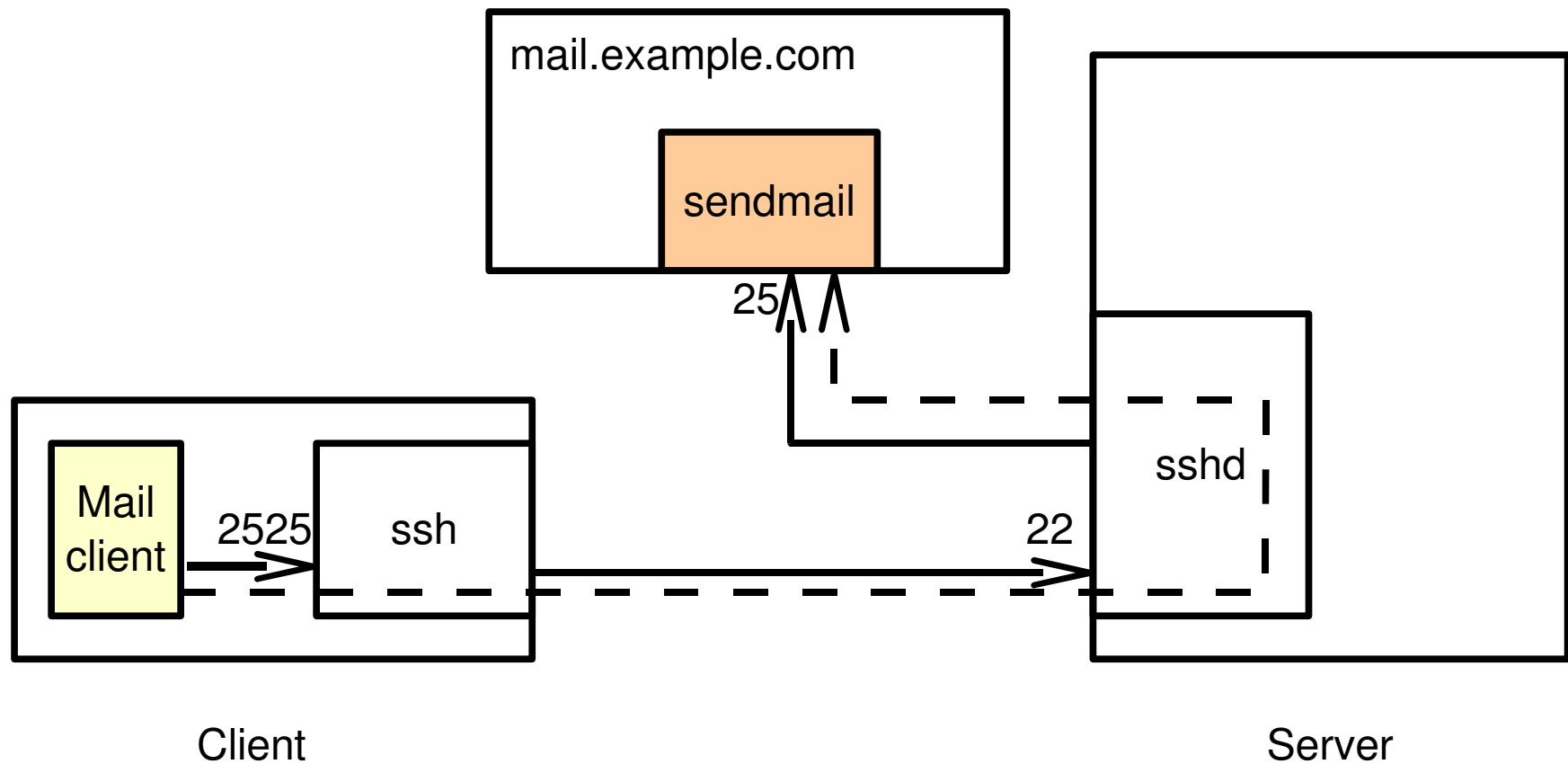
Tunneling: Local -> Remote (2)

- `-L 3306:localhost:3306`



Tunneling: Local -> Remote (3)

- `-L 2525:mail.example.com:25`

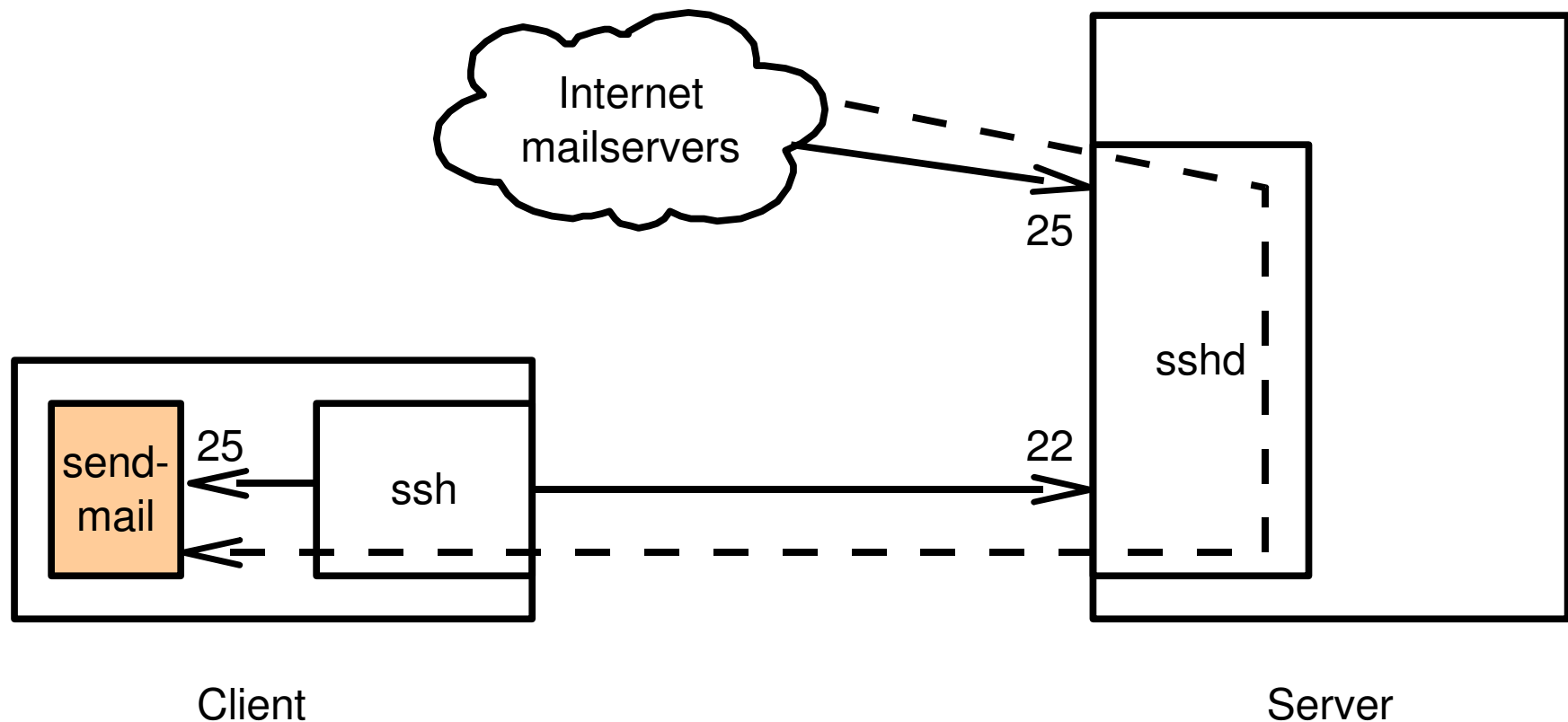


Tunneling: Remote -> Local

- `-R [bind_addr:]port:host:host_port`
 - `bind_addr` - remote address to bind to
(`localhost` [the default] for loopback only, `*` for all interfaces)
 - `port` - remote port number to listen on
 - `host` - host to target (does not need to be the same machine initiating the SSH connection)
 - `host_port` - port number on target host

Tunneling: Remote -> Local (2)

- `-R 25:localhost:25`



Note: root-level access on server required to bind to port numbers under 1024

SOCKS proxy (dynamic forwarding)

- `-D [bind_addr:]port`
 - `bind_addr` - local address to bind to (`localhost` [the default] for loopback only, `*` for all interfaces)
 - `port` - local port number to listen on (1080 is IANA-assigned port for SOCKS)
- Saves having to configure port numbers
- But, applications need to support and be configured to use SOCKS